



The **Grease Conversion Solution** for Commercial & Industrial Kitchens

All NZ Made Products



- Only **Approved Pump and Product** to be used through Kings Custom Grease Converters



- **Warning Label** to go above kitchen sink

SPECIFICATIONS

- Suitable for Internal Use
- Floor mounted - non fixed
- Made in NZ for NZ conditions
- 304 grade stainless steel
- Removable lid for servicing and cleaning
- Latches to keep lid in place

Size available for treating:

- 160L per hour;
- 250L per hour;
- 350L per hour;
- 500L per hour.


- New Zealand Councils Approved
- Environmentally Preferable Product used through converter
- Easy Installation into new or existing kitchens
- Easy aftercare maintenance
- Bio-Zyme Industrial tested for the reduction of grease, oil and suspended solids

Download full Manufacturer's Instructions and Warranty Terms here.



Kings Custom
5 Gordon Road, Morningside
Auckland, New Zealand

Call Bio-Zyme 0800 246 9963



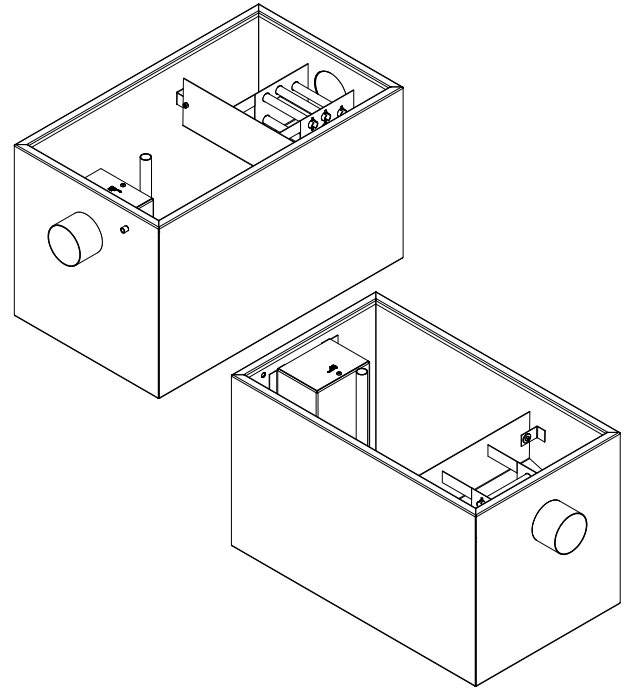
Grease Converter

Manufactured by Kings Custom Ltd

SPECIFICATIONS

Converter Cross Section

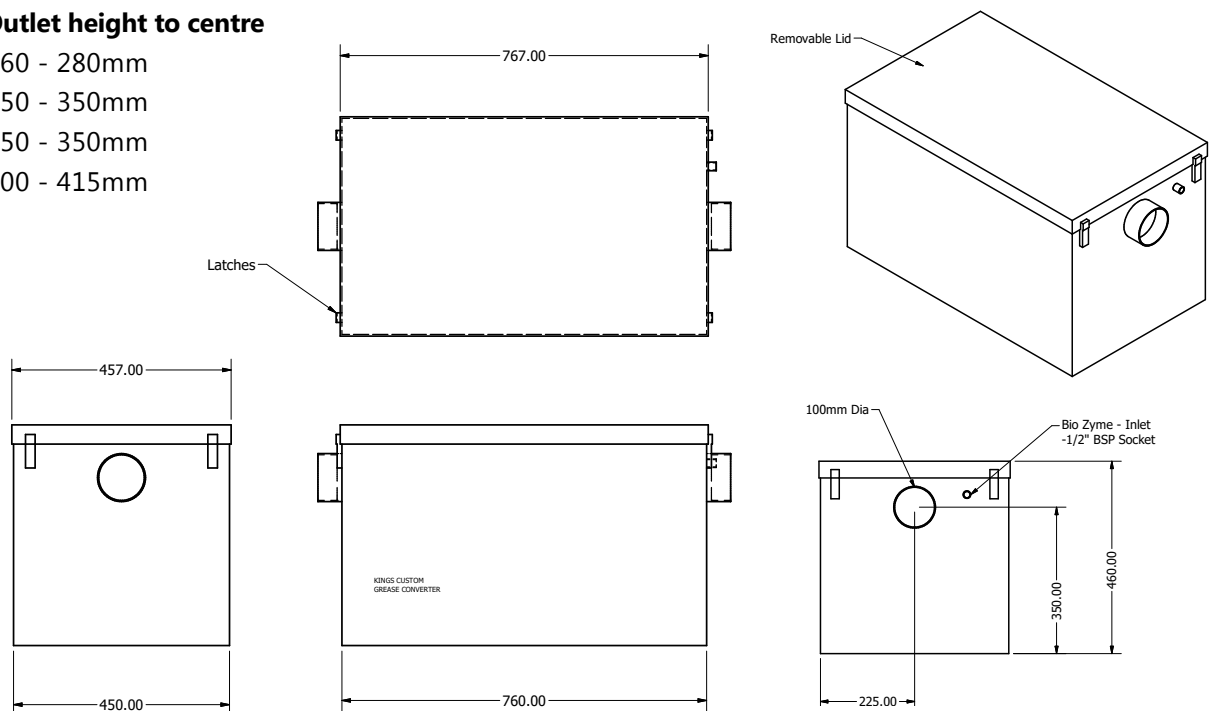
- 👁 Overall dimensions
 - KG160 - 650mmL x 450mmD x 400mmH
 - **KG250 - 768mmL x 458mmD x 460mmH**
 - KG350 - 1000mmL x 458mmD x 460mmH
 - KG500 - 1225mmL x 455mmD x 527mmH
- 👁 Outer casing - 304 grade stainless steel
- 👁 Internal components - 304 grade stainless steel
- 👁 Inlet:
 - 90mm Stainless Steel Tube to suit 80mm Rubber Boot
- 👁 Outlet:
 - 90mm Stainless Steel Tube to suit 80mm Rubber Boot
- 👁 Auto Dispenser inlet – ½" BSP (plug if not used)
- 👁 Servicing of converter – once per year (pump out & clean)
- 👁 Floor mounted – non fixed
- 👁 Approximate converter process time – 5 hours



DRAWING OF KINGS CUSTOM GREASE CONVERTER KG250

Inlet & Outlet height to centre

- 👁 KG160 - 280mm
- 👁 KG250 - 350mm
- 👁 KG350 - 350mm
- 👁 KG500 - 415mm



Kings Custom Grease Converter

- 👁 304 grade stainless steel - 1.5mm construction
- 👁 Fully welded unit
- 👁 90mm Inlet & Outlet



KINGS
CUSTOM



Bio-Zyme

Installation of Grease Converter

Set up by registered plumber

HINT: Use new pipe work and fittings for converter installation, eliminating any old problem pipe work and sludge build up etc.

NOTE: Dishwasher **not** to be connected **before** inlet of converter

- ☞ Place converter in suitable position under sink location – preferably no more than 6 metres away from sink. Make sure there is at least 280mm clearance for lid opening.
- ☞ Make sure sink strainer (not supplied can be purchase separately) is fitted to sink waste outlet. converter is for liquid only (not food scraps)
- ☞ Use PVC pipe from sink strainer trap to inlet of converter. Optional T-fitting to vent outside can be added to pipe line near point of entry of converter (assisting the process within converter)
- ☞ Connect PVC pipe to outlet of converter and include a PVC inspection fitting near point of outlet from converter – piping then continues into normal plumbing field practice

Start Up Procedure

BEFORE USING CONVERTER

- ☞ Run water from sink tap into converter for 10 minutes
- ☞ Turn water off and shock dose with 1 litre Bio-Zyme Industrial and 2 litres water, manually pour down sink drain
- ☞ Make sure auto pump is plugged into 3 point power supply
- ☞ Ensure date and time is set on auto pump - see full Dose It Pump Instructions Set Up
- ☞ Use black button at bottom of pump to prime product through the line
- ☞ You are now ready to go
- ☞ On Day 14 unlatch lid to observe contents (a thick liquid should be present with minimal odour) if not, shock dose with Bio-Zyme and/or alternatively check for internal blockages.

MAINTENANCE

- ☞ The maintenance schedule of clean out of converter will be determined by the size of Grease converter and the size and type of the restaurant/cafe. We recommend engaging a registered liquid waste/septic tank contractor that is familiar with servicing these types of converters and regularly checking the dosing level and making sure that there are no blockages. A full clean out is recommended every 6-12 months depending on the sludge build up. Please check your council consent as requirements can vary in different areas of NZ.





KINGS
CUSTOM



Bio-Zyme

Checklist for proper on going performance of your Kings Custom Grease Converter

- ☑ Make sure there is a continued power supply to auto pump
- ☑ Make sure no harsh chemicals are poured down the sink destroying the enzyme process created within the converter. i.e.: cutlery soaking solution etc
- ☑ Bio-Zyme industrial 5L will last for 50 days (uses 100ml every night). Must replace before running empty
- ☑ Pump out and clean converter yearly or under heavy usage 6 monthly – or as specified in your Council consent
- ☑ For trouble free operation after pump out, manually clean internal components then commence with start up procedure (as previous page)
- ☑ Check for any pipe line/fitting leakage

NOTE: This system requires a Pre-Treatment Compliance Record kept up-to-date to ensure it is maintained and following manufacturer’s instructions (Refer to the ‘Resources’ page - QRCode)

INDEPENDENTLY INDUSTRY TESTED | Using Bio-Zyme Auto Pump & Bio-Zyme Industrial

☑ **Kings Custom Grease Converters** have been used since 2008 in the restaurant trade and have been used extensively by brands such as Subway, Habitual Fix, BurgerFuel to name a very few.

Sample Type: Aqueous (High demand commercial kitchen)	Sludge Influent (Taken from top & Inlet)	Trade Waste Effluent (Taken from the outlet)	Result
PH	-	4.4	Between acceptable levels 4-10
Total Suspended Solids (g/m3)	1850	95	95% Decrease
Carbonaceous Biochemical Oxygen Demand (cBOD5)	10,200	500	95% Decrease
Oil and Grease (mg/Kg - (g/m3)	37,000	48	99.99% Decrease

**Independently tested by Hills Laboratories March 2013.*

Sample - Before & After



IMPORTANT: Bio-Zyme Dose It Pump and Bio-Zyme Industrial are the only products approved by Kings Custom to be used through its converters.

Administered through



Using



Please contact us for further information



Approved Products



KINGS CUSTOM IN SINK STRAINER

- Fitted into sink waste by plumber
- Used to eliminate any food waste getting to grease converter
- This will greatly reduce food build up in bottom of your converter
- To fit standard 90mm fittings



BIO-ZYME DOSE IT PUMP

- Installed to Grease Converter & plugged into 3 point power supply. Warranty of 2 years when only using Bio-Zyme Industrial through Pump
- See Install Guide (provided with Pump)
- See Technical Sheet for more information (provided with Pump)



BIO-ZYME INDUSTRIAL




- NZ made, NZ Approvals
- NZ Council approved for use in grease converters
- Organic readily, biodegradable, environmentally preferable
- Test results on reduction of oils & grease available on request



PRE-TREATMENT COMPLIANCE RECORD

- This record is to be completed to ensure the user is operating within FOG Parameters as set out in the trade waste Bylaw in their district (Refer to the 'Resources' page - QRCode)

KEY INFORMATION

-  Please read all information carefully
-  Follow manufacturers Instructions
-  Check your council consent for any additional requirements with regard to pump-grease converter - Product Approved

Bio-Zyme Industrial

Enzyme based Deodoriser - Degreaser

An environmentally-preferable cleaner, deodoriser and degreaser, **Bio-Zyme Industrial** is a non-toxic and readily biodegradable agent, which augments biological action.

Bio-Zyme Industrial works to eliminate odours by breaking down the molecular structure of the host environment, digests contaminants and speeds up the natural biodegrading process.

Bio-Zyme Industrial includes natural enzymes that break down oils and greases in holding ponds, wastewater treatment systems, grease traps, toilets, drains etc., making it easier for nature's bacteria to consume any organic waste matter and at the same time eliminating any odours.

Where to use

- 👁 Grease Traps
- 👁 Grease Converters
- 👁 Big Dippers
- 👁 Wastewater Treatment Systems
- 👁 Septic Tanks
- 👁 Waste Drains / Effluent Ponds
- 👁 Spills

Features & Benefits

- 👁 Fully neutralises contaminants as a biodegradable cleaner
- 👁 Proven to break down oil, grease, bods, cods, suspended solids and fatty acids from all surfaces and drains (degreaser)
- 👁 Eliminates odours
- 👁 Environmentally-preferable
Eco Choice Aotearoa Licensed
- 👁 Cost effective
- 👁 Enhances and conditions wastewater treatment systems
- 👁 Trials/Case Studies available on request

Technical Data

- 👁 Eco Choice Aotearoa Licensed
- 👁 BioGro Certified
- 👁 MPI Approval C32
- 👁 Wastewater Treatment Systems Preferable
- 👁 Deodoriser

Safety

- 👁 Do not swallow
- 👁 Keep out of reach of children
- 👁 Avoid contact with eyes
- 👁 If eye contact occurs wash out with potable water



Available in 1L, 5L,
20L, 200L, 1000L

Important

- 👁 When using Bio-Zyme Industrial for the reduction of grease, fat and suspended solids, the **Pre-Treatment Compliance Record MUST** be filed on-site and kept up-to-date.



Grease Converter | Trap

Where & How to use our Products

Start up on Installation

Industrial - C32

On Installation:

1. Turn tap on in sink and let cold water run for 10 minutes to fill grease converter.
2. Turn tap off and add 1 litre of Bio-Zyme Industrial down sink drain into grease converter.
3. Dose It Pump will dose 100ml at 11pm each day through pump automatically.

NOTE 1: Do not throw Bio-Zyme Industrial lid away. Remove lid and drill hole in lid for tube coming from pump. Use same lid on each replacement of 5L bottles.

NOTE 2: Pre-treatment Compliance Record to be set up and filled out by distributor. Leave original on site and send copy to Bio-Zyme.

Maintenance

Industrial - C32

After converter has been cleaned out by liquid waste contractor:

1. Turn tap on in sink and let cold water run for 10 minutes to fill grease converter.
2. Turn tap off and add 1 litre of Bio-Zyme Industrial down sink drain to kick start process.
3. Dose It Pump will dose 100ml at 11pm each day through pump automatically.

NOTE 3: Compliance Tool to be reviewed every 3 months and copy to be sent to Bio-Zyme.

Important

If you think the pump is **not working properly**:

- Unscrew screws to open the front cover of the pump.
- Check date & time - if not correct for today's date & time, reprogramme date & time using arrow buttons.
- Use Prime button to start liquid flowing.

Big Dipper

Industrial - C32

- Remove and clean basket daily. Spray basket with 60ml of Bio-Zyme Industrial per 1L of water.

Auto Dose

Industrial - C32

- Install Bio-Zyme Dose It Pump into power point on wall nearest to converter/trap. Initial installation requires only date and time to be set manually.
- Dose It Pump is pre-programed to pump 100ml into grease converter /trap when kitchen closed.
- Industrial 5 litres lasts 50 days.
- If using another make of pump, please ensure dosage is changed to 100ml per day for Bio-Zyme Industrial.**

Features & Benefits:

- Readily biodegradable cleaner that fully neutralises contaminants.
- Environmentally-preferable.
- NZ Council Approved for use in Grease Converter/traps.
- Endorsed by manufacturers; Kings Custom Ltd, Mactrap, Clenz.



To reorder contact:



MPI Approved C32
MPI Approved Cleaner
MPI approved for use in farm dairies
MPI recognised for use in dairy processing
Dispensers not included in any accreditations

5 Gordon Rd, Morningside, Auckland
P. O. Box 10024 Dominion Road
Ph 09 845 2936 | Fax 09 8452938
Email - info@kingscustom.co.nz

Date:

Producer Statement

Kings Custom Grease Converter

Model KG250 – 250L Kings Custom Grease Converter

Site Address

The above grease converter has been recommended for the site listed, based on seating capacity and usage. The grease converter complies with all the requirements of the Auckland Metropolitan Drainage District Trade Waste Bylaw G 13 NZBC when correctly installed and maintained

The discharge will not contain any oil & grease which is in the form of a floating layer in the water

The discharge will not contain emulsified oils, fat or grease exceeding 200mg/L or are not stable in the PH range of 6 – 10 at a temperature of 15 degrees in contact with sewage.

The Kings Custom grease converter must be installed by a registered plumber and a Pre-Treatment Compliance Record signed and emailed to Bio-Zyme on set-up to satisfy council requirements. **This system MUST have an Automatic Bio-Zyme Dose It Pump and Bio-Zyme Industrial Pre-Treatment set up to administer the correct dosage and product on a daily basis.**

Kings Custom



GRANT KING
Director



KINGS
CUSTOM



Bio-Zyme

Product Warranty

Thank you for purchasing one of our quality products.

Your Kings Custom Grease Converter is covered against defects for a period of 24 months.

The warranty is given by Kings Custom Ltd,

P.O. Box 10024, Dominion Road, Auckland 1446 - New Zealand

Ph 09 8452936 | Fax 09 8452938

Email: info@kingscustom.co.nz

- Any claim under the warranty must be made within 24 months of the date of purchase of the product.
- Proof of purchase must be presented.
- To make a claim under the warranty please contact Kings Custom Ltd. Product must be returned to Kings Custom Ltd by purchaser for any warranty repairs

Conditions of Warranty

- The Kings Custom Grease Converter must be operated and maintained in accordance with the manufacturer's instructions supplied.
- Any repair does not extend the warranty period. Any parts other than original Kings Custom Grease Converter parts will void this warranty.
- Any other products used other than Bio-Zyme Dose It Pump and Bio-Zyme Industrial will void this warranty.
- Pre-Treatment Compliance Record must be submitted

Kings Custom

GRANT KING
Director

